



# STANDARD REFUGE ISLAND

TITLE:

APPROVED: A. TAYLOR

REV D

DATE:

DRAWING No.:

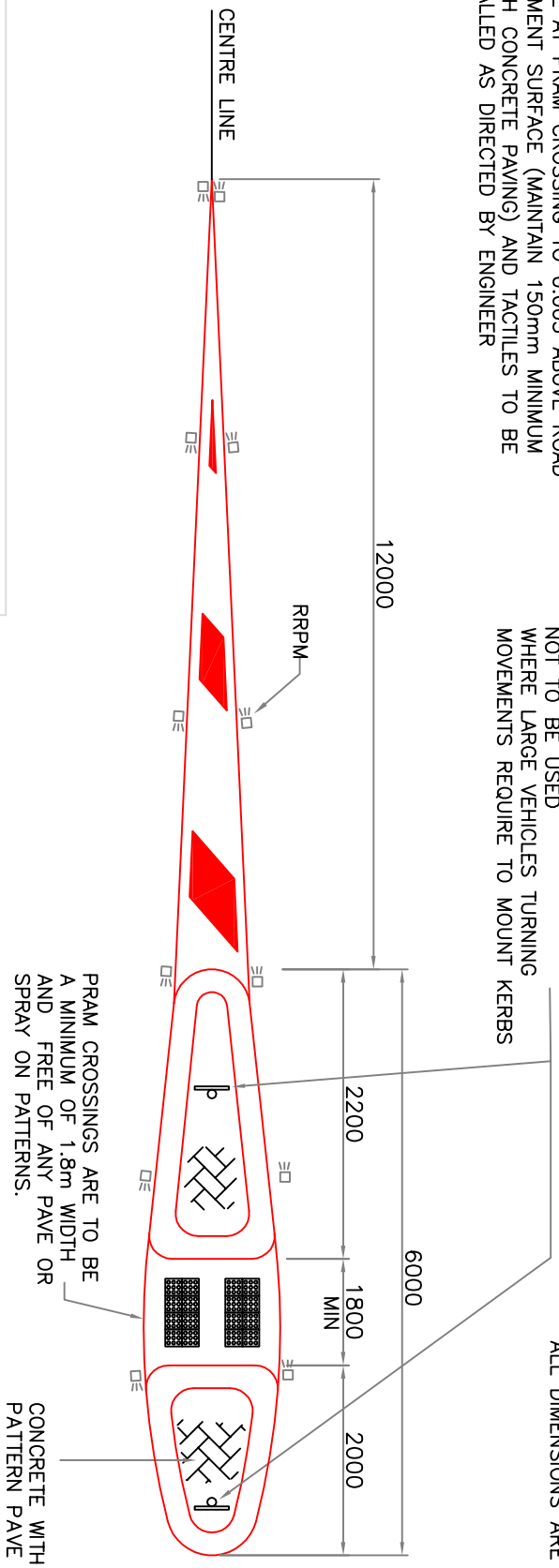
SD-G07

SHEET : 1 of 1

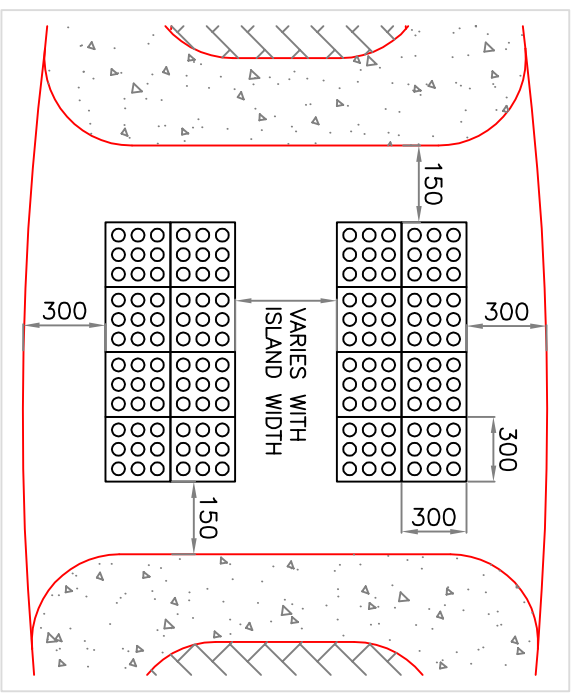
IF TRAFFIC ISLAND NECESSITATES FOR PEDESTRIAN REFUGE THEN DEPRESS M1 KERB AND CONCRETE INFILL AT PRAM CROSSING TO 0.005 ABOVE ROAD PAVEMENT SURFACE (MAINTAIN 150mm MINIMUM DEPTH CONCRETE PAVING) AND TACTILES TO BE INSTALLED AS DIRECTED BY ENGINEER

KEEP LEFT/CHEVRON COMBINATION R2-V122 FLEXIBLE POLE AND SIGN NOT TO BE USED WHERE LARGE VEHICLES TURNING MOVEMENTS REQUIRE TO MOUNT KERBS

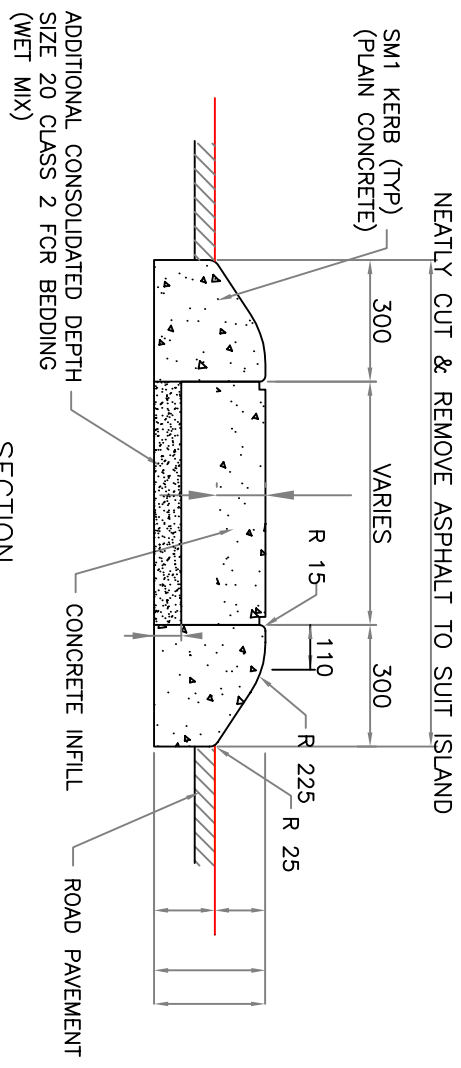
NOTE:  
ALL DIMENSIONS ARE IN mm.



PLAN VIEW



PLAN VIEW OF TACTILE LAYOUT



SECTION

PRAM CROSSINGS ARE TO BE A MINIMUM OF 1.8m WIDTH AND FREE OF ANY PAVE OR SPRAY ON PATTERNS.

ADDITIONAL CONSOLIDATED DEPTH SIZE 20 CLASS 2 FCR BEDDING (WET MIX)