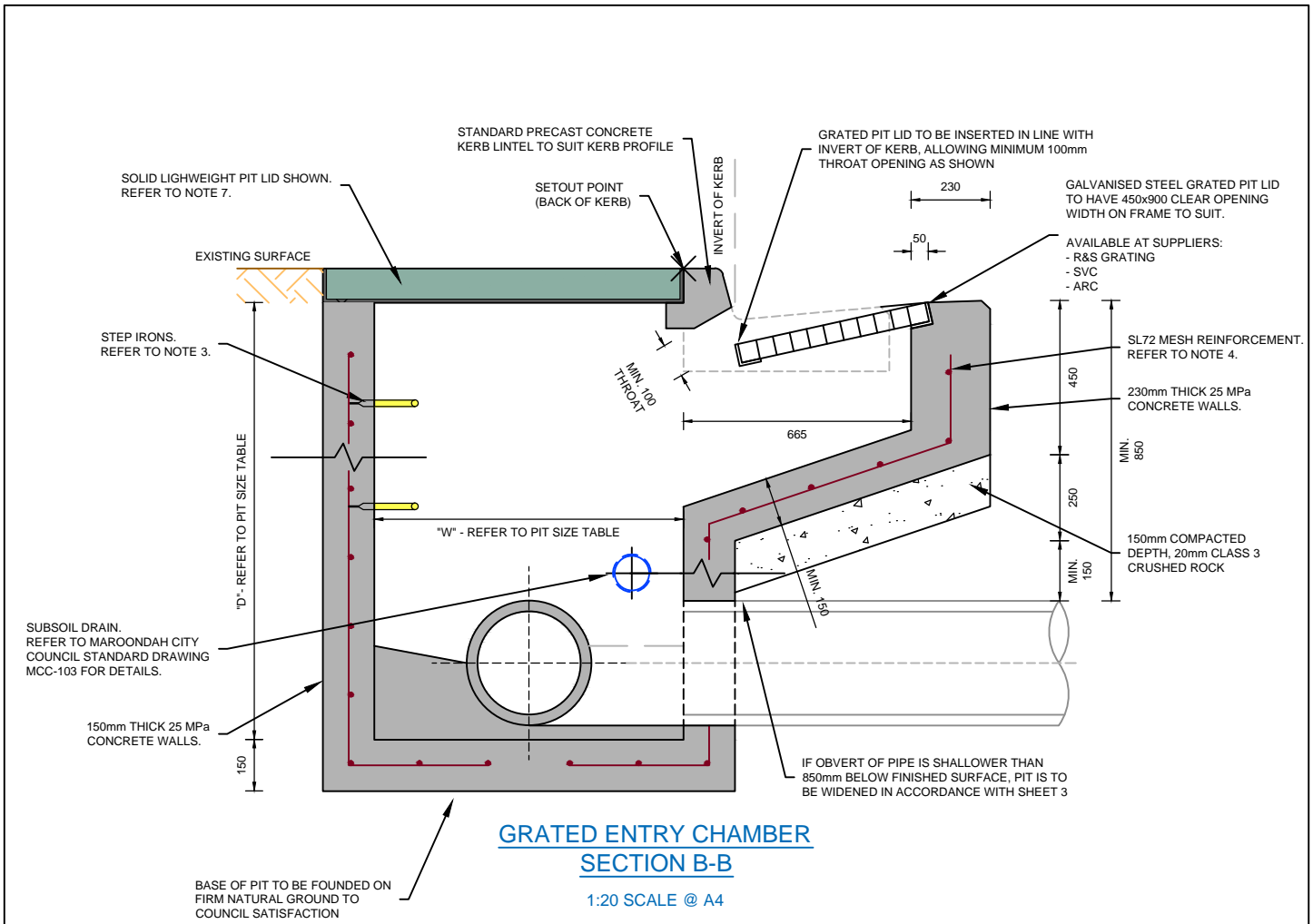


- NOTES:**
1. DIMENSIONS IN MILLIMETRES UNLESS OTHERWISE INDICATED.
 2. STANDARD TO BE USED WHERE STORMWATER DRAINAGE PIPE IS WITHIN THE NATURE STRIP.
 3. STANDARD TO BE USED WHERE ADDITIONAL INLET CAPACITY AND/OR STORAGE IS REQUIRED.
 4. REFER TO SHEETS 2 & 3 TO DETERMINE APPROPRIATE PIT PROFILE UNDERNEATH GRATED PIT LID.
 5. REFER TO SHEETS 2 & 3 FOR ADDITIONAL PIT CONSTRUCTION NOTES.



**GRATED ENTRY CHAMBER
SECTION B-B**

1:20 SCALE @ A4

NOTES:

1. DIMENSIONS IN MILLIMETRES UNLESS OTHERWISE INDICATED.
2. NO INTERNAL DIMENSION OF GRATED PIT SHALL BE LESS THAN PIPE DIAMETER PLUS 150mm.
3. WHERE PIT DEPTH EXCEEDS 1000mm, STEP IRONS ARE TO BE INSTALLED IN ACCORDANCE WITH MAROONDAH CITY COUNCIL STANDARD DRAWING MCC-202.
4. WHERE PIT DEPTH EXCEEDS 1500mm, PIT WALLS ARE TO BE REINFORCED WITH SL72 MESH CENTRALLY PLACED.
5. WHERE PIT DEPTH EXCEEDS 1800mm AND/OR PIPE DIAMETER EXCEEDS 450mm, PIT WALLS ARE TO BE 200mm THICK CONCRETE.
6. WHERE PIT DEPTH EXCEEDS 3600mm, PIT IS TO BE DESIGNED IN ACCORDANCE WITH VICROADS STANDARD DRAWING SD 1011.
7. SOLID LIGHTWEIGHT PIT LID IS TO BE MINIMUM CLASS B & LOCKABLE IN ACCORDANCE WITH AUSTRALIAN STANDARDS AS 3996:2019, INSTALLED IN ACCORDANCE WITH MANUFACTURER'S SPECIFICATIONS.
8. GRATED PIT LID IS TO BE MINIMUM CLASS D, HEAVY DUTY & BICYCLE SAFE, IN ACCORDANCE WITH AUSTRALIAN STANDARDS AS 3996:2019, INSTALLED IN ACCORDANCE WITH MANUFACTURER'S SPECIFICATIONS.
9. CLASS 3 CRUSHED ROCK MAY CONTAIN 100% CRUSHED CONCRETE IN ACCORDANCE WITH VICROADS TECHNICAL NOTE TN 107 - USE OF RECYCLED MATERIALS IN ROAD PAVEMENTS.

PIPE SIZE (mm)	INTERNAL DIMENSIONS OF PIT (mm)			STEP IRON	PIT COVER SIZE
	D	L	W		
LESS THAN 450 DIA	<1000	900	600	NO	TO SUIT
	>1000	900	900	YES	
GREATER THAN 450 DIA	<1000	900	DIA + 150	NO	
	>1000	900	900 (OR DIA + 150, IF DIA > 750)	YES	

* REFER TO NOTES FOR ADDITIONAL PIT SPECIFICATIONS

MINIMUM INTERNAL PIT SIZE TABLE

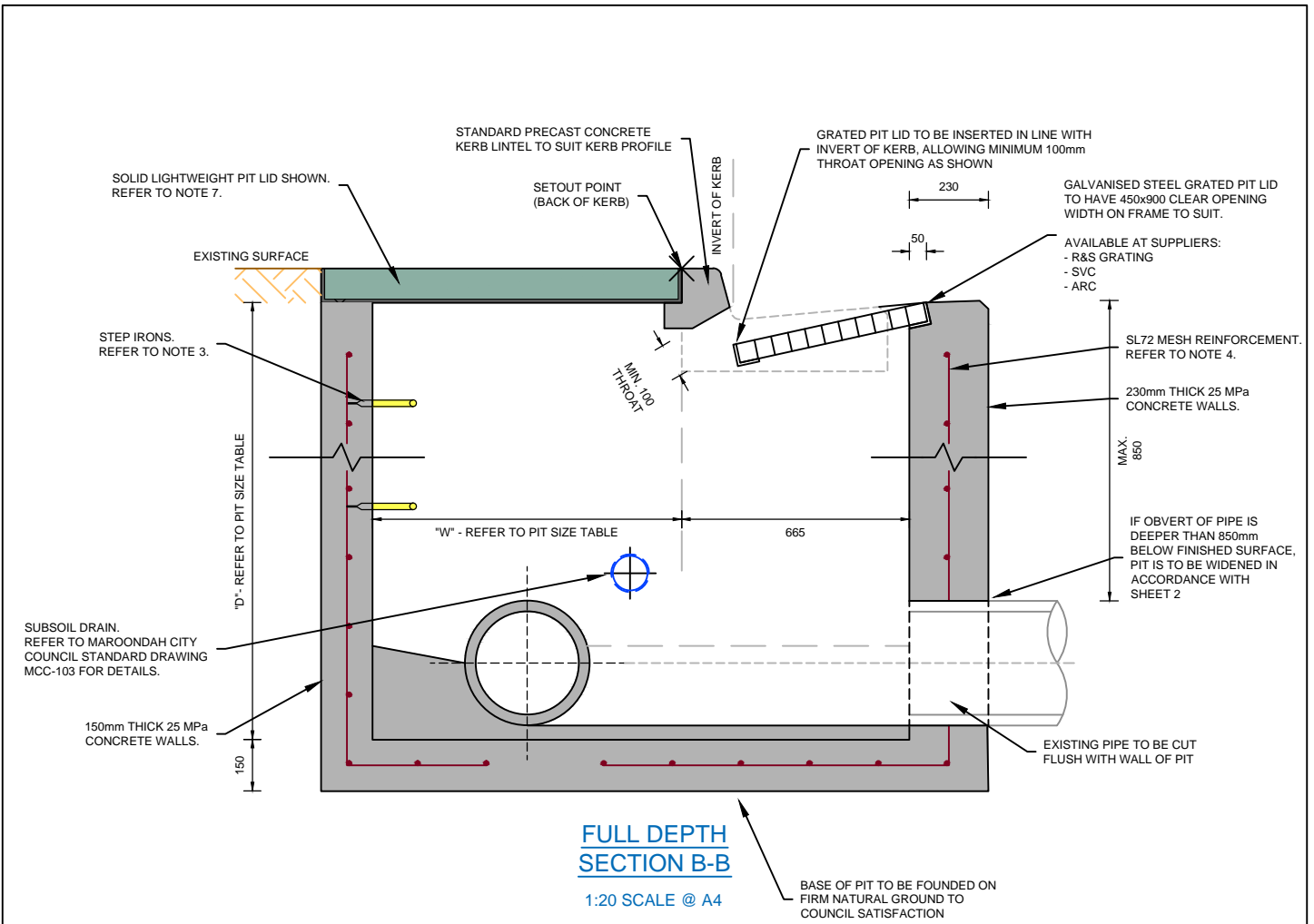


Engineering & Building Services
Ph: (03) 9298 4292
www.maroondah.vic.gov.au

Title:

**DRAINAGE -
GRATED SIDE ENTRY PIT -
DRAINAGE PIPE WITHIN NATURE
STRIP**

Revision: 01
Date: December 2020
Sheet: 2 of 3
Standard Drawing Number:
MCC-209




NOTES:

1. DIMENSIONS IN MILLIMETRES UNLESS OTHERWISE INDICATED.
2. NO INTERNAL DIMENSION OF GRATED PIT SHALL BE LESS THAN PIPE DIAMETER PLUS 150mm.
3. WHERE PIT DEPTH EXCEEDS 1000mm, STEP IRONS ARE TO BE INSTALLED IN ACCORDANCE WITH MAROONDAH CITY COUNCIL STANDARD DRAWING MCC-202.
4. WHERE PIT DEPTH EXCEEDS 1500mm, PIT WALLS ARE TO BE REINFORCED WITH SL72 MESH CENTRALLY PLACED.
5. WHERE PIT DEPTH EXCEEDS 1800mm AND/OR PIPE DIAMETER EXCEEDS 450mm, PIT WALLS ARE TO BE 200mm THICK CONCRETE.
6. WHERE PIT DEPTH EXCEEDS 3600mm, PIT IS TO BE DESIGNED IN ACCORDANCE WITH VICROADS STANDARD DRAWING SD 1011.
7. SOLID LIGHTWEIGHT PIT LID IS TO BE MINIMUM CLASS B & LOCKABLE IN ACCORDANCE WITH AUSTRALIAN STANDARDS AS 3996:2019, INSTALLED IN ACCORDANCE WITH MANUFACTURER'S SPECIFICATIONS.
8. GRATED PIT LID IS TO BE MINIMUM CLASS D, HEAVY DUTY & BICYCLE SAFE, IN ACCORDANCE WITH AUSTRALIAN STANDARDS AS 3996:2019, INSTALLED IN ACCORDANCE WITH MANUFACTURER'S SPECIFICATIONS.
9. CLASS 3 CRUSHED ROCK MAY CONTAIN 100% CRUSHED CONCRETE IN ACCORDANCE WITH VICROADS TECHNICAL NOTE TN 107 - USE OF RECYCLED MATERIALS IN ROAD PAVEMENTS.

PIPE SIZE (mm)	INTERNAL DIMENSIONS OF PIT (mm)			STEP IRON	PIT COVER SIZE
	D	L	W		
LESS THAN 450 DIA	<1000	900	600	NO	TO SUIT
	>1000	900	900	YES	
GREATER THAN 450 DIA	<1000	900	DIA + 150	NO	
	>1000	900	900 (OR DIA + 150, IF DIA > 750)	YES	

* REFER TO NOTES FOR ADDITIONAL PIT SPECIFICATIONS

MINIMUM INTERNAL PIT SIZE TABLE

 <p>Maroondah City Council</p>	<p>Title:</p> <h2 style="margin: 0;">DRAINAGE - GRATED SIDE ENTRY PIT - DRAINAGE PIPE WITHIN NATURE STRIP</h2>	<p>Revision: 01</p> <p>Date: December 2020</p> <p>Sheet: 3 of 3</p> <p>Standard Drawing Number: MCC-209</p>
<p>Engineering & Building Services Ph: (03) 9298 4292 www.maroondah.vic.gov.au</p>		