NOTES:

1. ALL DIMENSIONS IN MILLIMETRES UNLESS OTHERWISE INDICATED.
2. CONCRETE SPECIFICATION: MINIMUM 200mm THICK, 32MPa CONCRETE WITH SL82 CENTRALLY LOCATED ON 75mm COMPACTED THICKNESS, 20mm CLASS 3 CRUSHED ROCK.
3. CLASS 3 CRUSHED ROCK MAY CONTAIN 100% CRUSHED CONCRETE IN ACCORDANCE WITH VICROADS TECHNICAL NOTE TN 107 - USE OF RECYCLED MATERIALS IN ROAD PAVEMENTS.
4. NO PATTERN-PAVE FINISH, EXPOSED AGGREGATE OR COLOURED CONCRETE.
5. CROSSING TO HAVE STIPPLE FINISH WITH NO HIGHLIGHTS.
6. FOOTPATH PANELS IMMEDIATELY ADJACENT TO CROSSING TO BE CONSTRUCTED TO ABOVE CONCRETE SPECIFICATION.
7. EXPANSION JOINTS (E.J.) TO BE 'CONNOLLY EXPANSION JOINT' OR APPROVED EQUIVALENT TO MATCH FULL DEPTH OF CONCRETE.
8. EXPANSION JOINTS TO HAVE FOUR (4) 450mm LONG R12 SMOOTH GALVANISED DOWEL BARS INSTALLED AT MAXIMUM 300mm CENTRES COMMENCING 150mm FROM EDGE, ONE SIDE INSTALLED IN SLEEVES, WITH 10mm THICK POLYETHYLENE EXPANSION FOAM IN ACCORDANCE WITH MANUFACTURER'S SPECIFICATIONS.
9. WEAKENED PLANE JOINTS (W.P.J) SHALL BE LOCATED AS SHOWN ON PLAN AND MADE WITH A 'T' IRON AT TIME OF CONSTRUCTION.
10. IF DISTANCE BETWEEN BACK OF KERB & FOOTPATH, 'L', IS LESS THAN 2500mm, CONTINUE SPLAY FROM KERB TO FOOTPATH, OTHERWISE, CONSTRUCT 1500mm LENGTH SPLAY.
11. SAW CUTTING TO BE USED ON ALL CONCRETE TO CONCRETE AND CONCRETE TO ASPHALT INTERFACES WHERE EXISTING CONCRETE IS TO BE REMOVED.
12. FORMWORK TIMBER TO BE MINIMUM 140mm.
13. IF THE EXISTING KERB IS TO BE RETAINED (AT COUNCIL'S DISCRETION), N12 DEFORMED BARS 450mm LONG AT 600mm CENTRES ARE TO BE PLACED CENTRALLY PERPENDICULAR TO BACK OF KERB.
14. IF ASPHALT ROAD IS DAMAGED DURING CONSTRUCTION, A MINIMUM 300mm WIDE, 30mm DEEP ROAD REPAIR MUST BE UNDERTAKEN USING 10mm TYPE H HOT MIX ASPHALT TO COUNCIL'S SATISFACTION.
15. ALL JOINTS BETWEEN OLD & NEW ASPHALT SURFACES TO BE SEALED WITH AN ASPHALT CRACK & JOINT SEALANT APPROVED BY MAROONDAH CITY COUNCIL.
16. THE PROPERTY OWNER IS REQUIRED TO ENSURE VEHICLES DO NOT SCRAPE. IF REQUIRED, A VEHICLE CLEARANCE ASSESSMENT FOR A 'B85' VEHICLE SHOULD BE UNDERTAKEN IN ACCORDANCE WITH AUSTRALIAN STANDARDS AS/NZS 2890.1:2004.

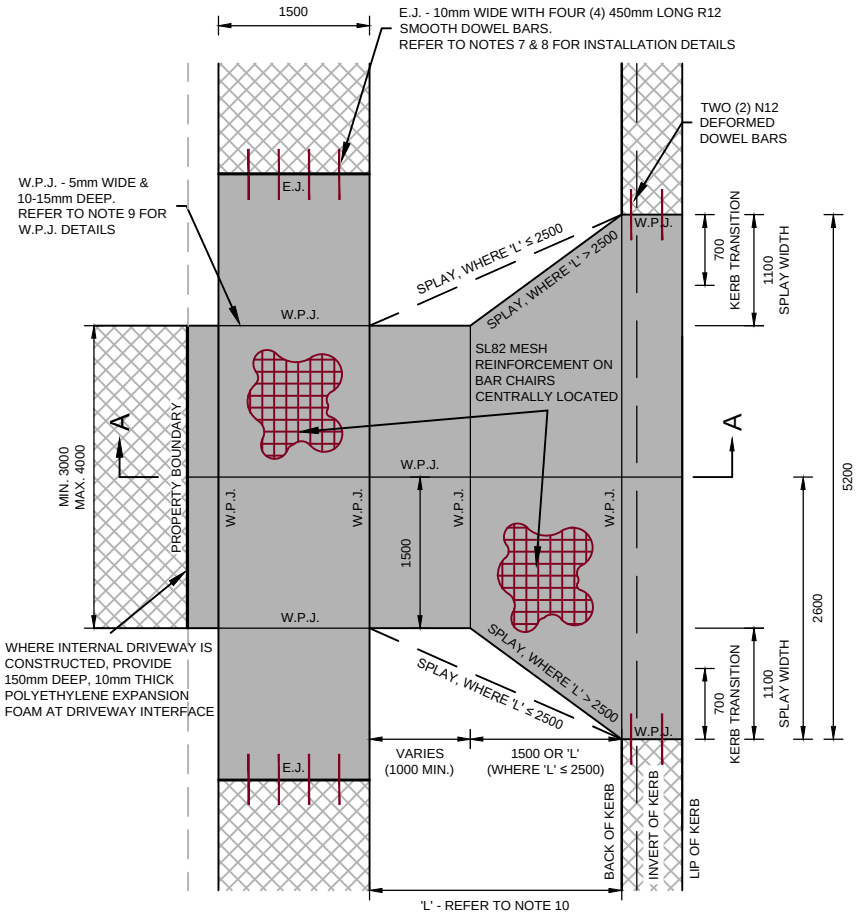

PLAN VIEW

1:75 SCALE @ A4

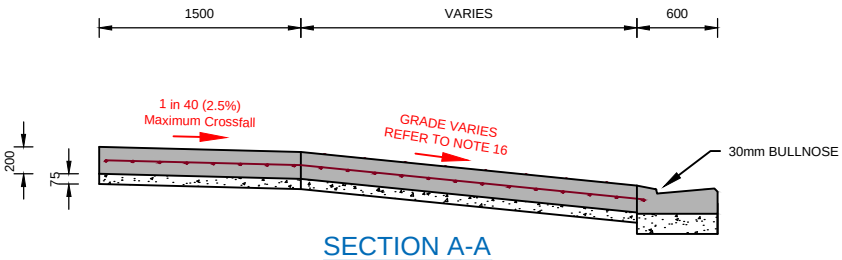

SECTION A-A

1:50 SCALE @ A4

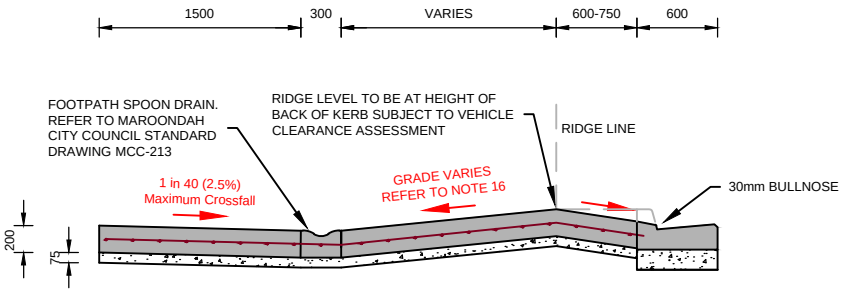

SECTION A-A - REVERSE FALL

1:50 SCALE @ A4

Maroondah City Council	Title: VEHICLE CROSSING - INDUSTRIAL & HEAVY USE	Revision: 00
		Date: October 2020
		Sheet: 1 of 1
Engineering & Building Services Ph: (03) 9298 4292 www.maroondah.vic.gov.au		Standard Drawing Number: MCC-502